



# Swellseal 108 BA

Self adhesive hydroswellable rubber patch for pipeline patch repair and for sealing the joint between pipe and inliner.



**• field of application**

- Patch repair in combination with steel band clamps.
- Sealing the gap between the pipe and the inliner.

**• advantages**

- Hydroswellable rubber patch with reversible expansive properties.
- Very good adhesion to dry and moist concrete.
- High swelling ratio: swells up to 3,5V in contact with fresh water and 2V in sea water.
- Will not sag when correctly installed.
- Self adhesive, easy to install.
- Flexible and elastic.
- Good all-round chemical resistance<sup>(\*)</sup> and can resist to petroleum, mineral and vegetable oils and greases.
- Good impact resistance.

**• description**

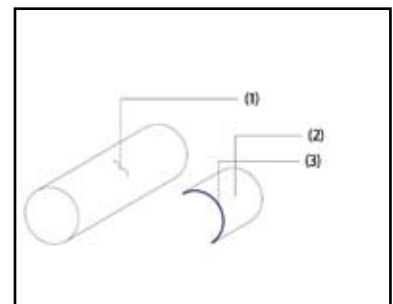
Swellseal 108 BA is an elastic patch made of swelling polyurethane polymer. No bentonite or any other swelling additives have been added. When installed onto the surface and confined by the construction, Swellseal 108 BA will swell in contact with water and seal the leaks and joints. Swellseal 108 has a swelling capacity of up to 3,5V in contact with water.

**• application**

- Swellseal 108 BA can only function properly in a confined space.
- Prior to the installation of Swellseal 108 BA, the surfaces should be smooth, free from standing water, clean and free of oils, dust, laitance, etc.
- Swellseal 108 BA can not be installed onto active leaks, means of relieving the water pressure and flow need to be imposed prior to installation of Swellseal 108BA.

**Patch repair (see drawing)**

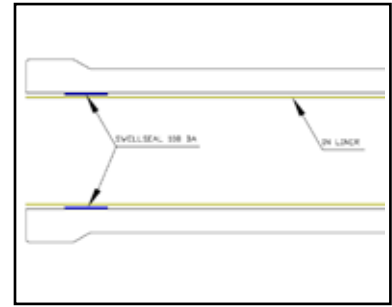
- Remove the patch (3) from the blister supporting is weight to prevent the patch from tearing or breaking.
- Apply the patch (3) onto the surface covering the crack (1) or leaking area (1) with the adhesive side in contact with the substrate.
- Press the patch (3) down well onto the surface.
- Apply a metal clamp (2) or other confinement.



**• technical data/properties**

**Inliner joint sealing**

- Cut the Swellseal 108 BA patch to the required length according to the inside diameter of the pipe.
- Install Swellseal 108 BA on the inside of the tube before installation of the inliner.
- The ends of the Swellseal 108 BA can either be butt jointed or overlapped.
- After Swellseal 108 BA is installed, the inliner can be installed.



Property	Value
Swelling ratio	approx. 3,5V
Shore A hardness	approx. 45-50
Tensile strength	approx. 0,8 N/mm <sup>2</sup>
Elongation at break	approx. 200%

**• appearance**

Rectangular patch made out of hydrophilic expansive rubber with smooth sides.  
Colour: Blue.  
Dimensions: 1150mm x 175 mm x 3 mm.

**• consumption**

The necessary quantities depend on the length of the various joints, which need to be sealed.

**• packaging**

Swellseal 108 BA is packaged in blisters in cardboard boxes.  
30 patches per box.

**• storage**

Unlimited in a dry place in its original packaging.

**• health & safety**

For full information consult the relevant Material Safety Data Sheet.  
(\*) For chemical resistances please contact your De Neef representative.